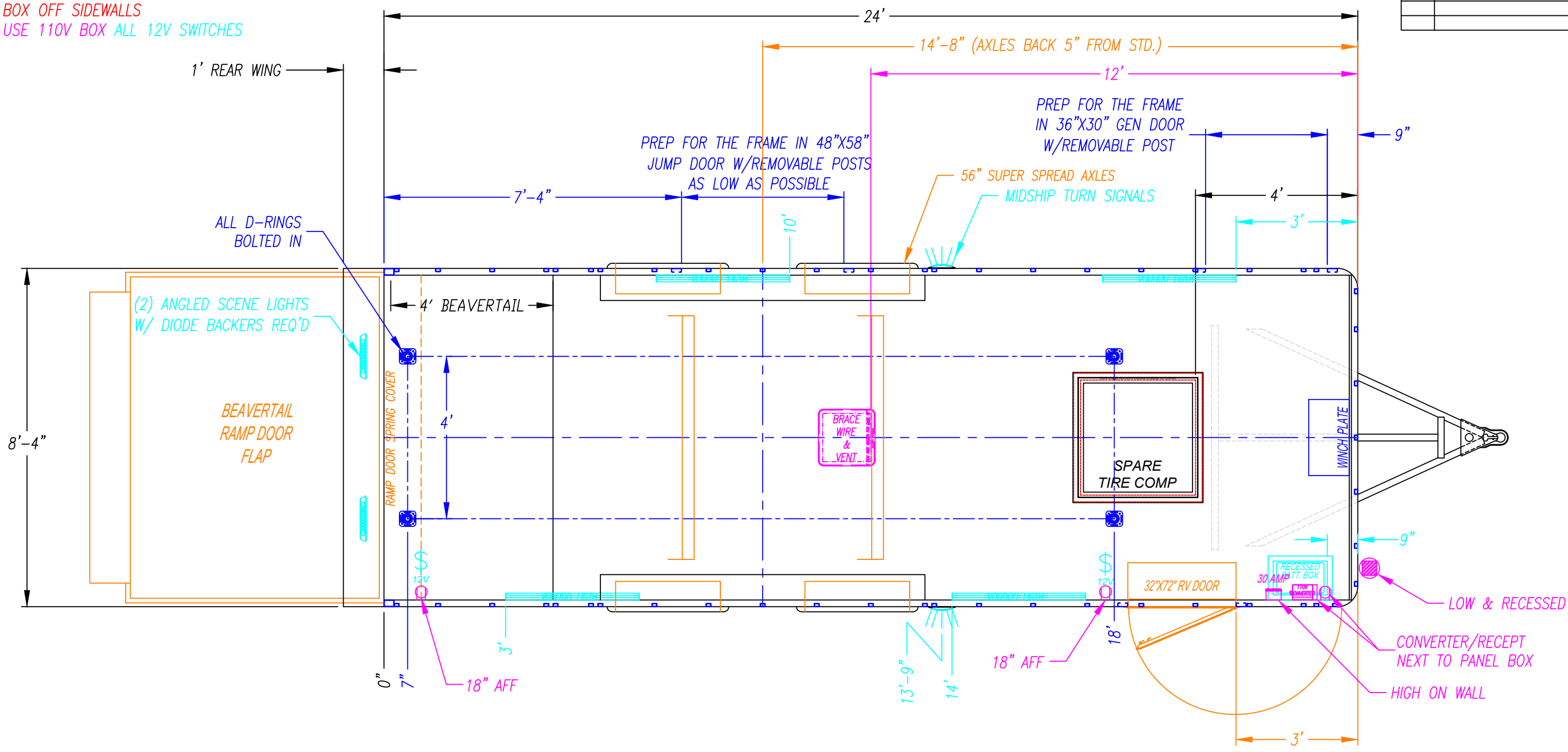


NOTES:  
 - BOX OFF SIDEWALLS  
 - USE 110V BOX ALL 12V SWITCHES

REVISIONS		
REV	DESCRIPTION	DATE



12V Dome Light	110V Switch	Motorbase Plug	E-Track
12V Switch	3-Way 12V Switch	Electrical Box	Swivel D-Ring
Clearance Lights	Stereo Speaker	3-Way Switch	HD D-Ring
Backup Light	Air Inlet/Outlet	GFI Recept	Rope Tie

NOTE: DRAWINGS ARE FOR GRAPHICAL REPRESENTATION ONLY. DIMENSIONS ARE APPROXIMATE & MAY VARY DURING CONSTRUCTION.

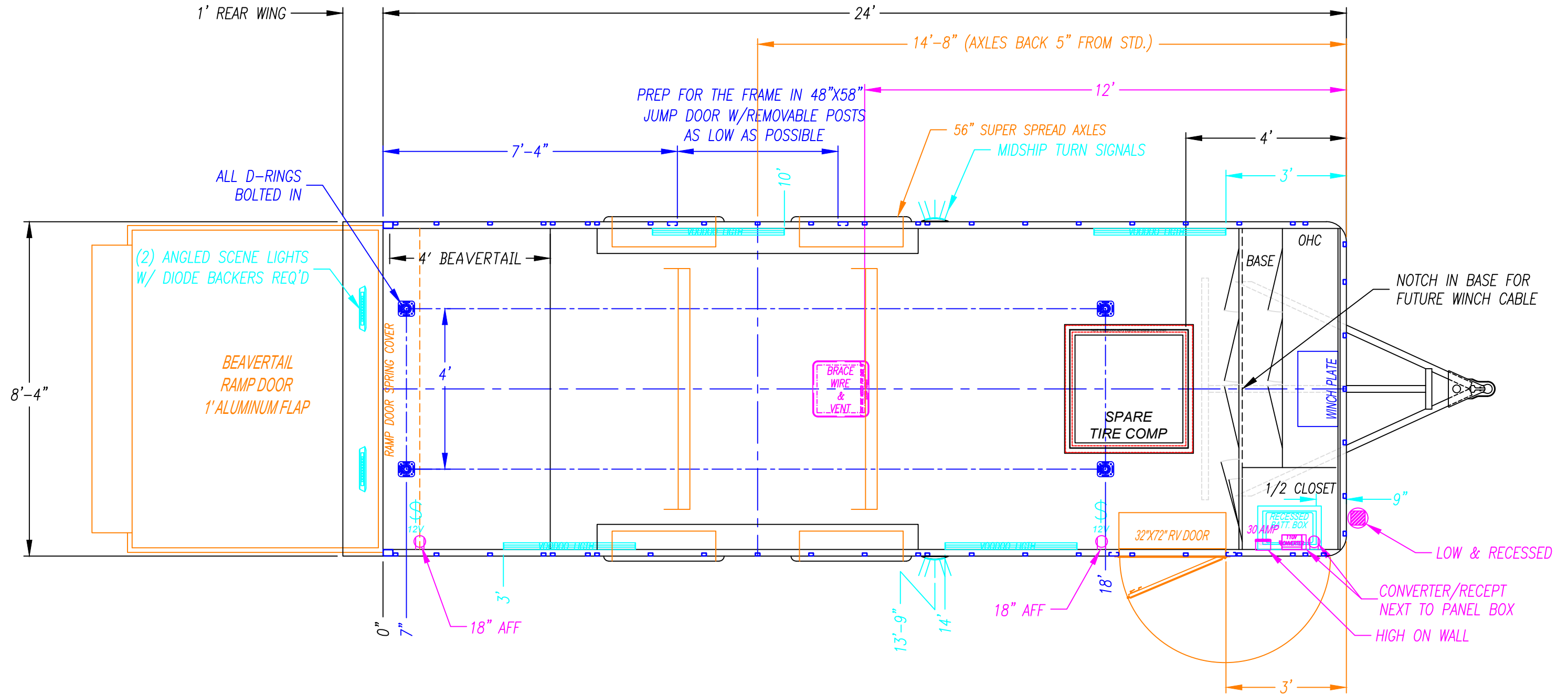
CUSTOMER APPROVAL: \_\_\_\_\_ DATE: \_\_\_\_\_  
 DEALER APPROVAL: \_\_\_\_\_ DATE: \_\_\_\_\_



DEALER - LIMITED		ORDER NO. STOCK	
DRAWN BY - AC	CUSTOMER - UNITED TRAILERS	WIDTH - 8.5'	TITLE - FLOOR LAYOUT
DATE - 06/20/24	SHEET NO. - 1 OF 1	HEADROOM - 7'	SCALE - 3/8" = 1'
MODEL - LIM-8.524TA52	SERIAL NO.		

- NOTES:  
 - BOX OFF SIDEWALLS  
 - USE 110V BOX ALL 12V SWITCHES

REVISIONS		
REV	DESCRIPTION	DATE



12V Dome Light	110V Switch	Motorbase Plug	E-Track
12V Switch	3-Way 12V Switch	Interior Recept	Swivel D-Ring
Clearance Lights	Stereo Speaker	3-Way Switch	HD D-Ring
Backup Light	Air Inlet/Outlet	GFI Recept	Rope Tie

NOTE: DRAWINGS ARE FOR GRAPHICAL REPRESENTATION ONLY. DIMENSIONS ARE APPROXIMATE & MAY VARY DURING CONSTRUCTION.

CUSTOMER APPROVAL:

DATE:

DEALER APPROVAL:

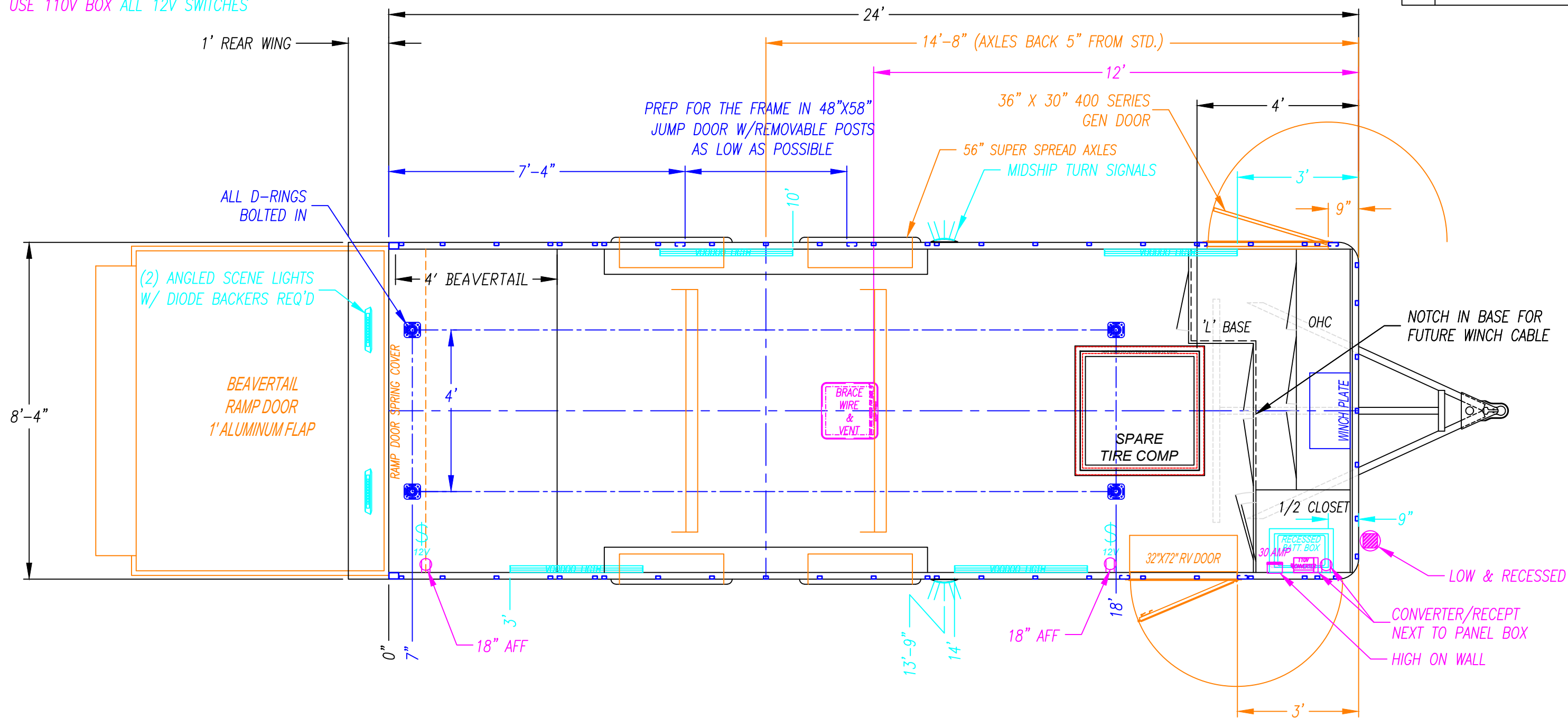
DATE:



DEALER - LIMITED		ORDER NO. STOCK	
DRAWN BY - AC	CUSTOMER - UNITED TRAILERS	WIDTH - 8.5'	TITLE - FLOOR LAYOUT
DATE - 06/20/24	SHEET NO. - 1 OF 1	HEADROOM - 7'	SCALE - 3/8" = 1'
MODEL - LIM-8.524TA52	SERIAL NO.		

NOTES:  
 - BOX OFF SIDEWALLS  
 - USE 110V BOX ALL 12V SWITCHES

REVISIONS		
REV	DESCRIPTION	DATE



12V Dome Light	110V Switch	Motorbase Plug	E-Track
12V Switch	3-Way 12V Switch	Electrical Box	Swivel D-Ring
Clearance Lights	Stereo Speaker	3-Way Switch	HD D-Ring
Backup Light	Air Inlet/Outlet	GFI Recept	Rope Tie

NOTE: DRAWINGS ARE FOR GRAPHICAL REPRESENTATION ONLY. DIMENSIONS ARE APPROXIMATE & MAY VARY DURING CONSTRUCTION.

CUSTOMER APPROVAL:

DATE:

DEALER APPROVAL:

DATE:



DEALER -	LIMITED		ORDER NO. STOCK
DRAWN BY - AC	CUSTOMER - UNITED TRAILERS	WIDTH - 8.5'	TITLE - FLOOR LAYOUT
DATE - 06/20/24	SHEET NO. - 1 OF 1	HEADROOM - 7'	SCALE - 3/8" = 1'
MODEL - LIM-8.524TA52	SERIAL NO.		